



Mallia™ Senses
a breath of fresh air





Mallia™ Senses

a breath of fresh air

More aesthetic, more elegant, more functional, Mallia™ Senses enables you to fully express your creativity and style.

Symbol of lightness, thin and sleek, the new Mallia™ Senses range is a breath of fresh air.


Each object is a beautiful whole unto itself.

Mallia™ Senses, let your desire for elegance soar.



5	A breath of lightness	21	A breath of freedom
7	A breath of elegance	34	A perfect match
11	A breath of simplicity	38	Products
17	A breath of new experience		





Matt White



Matt Black

Mallia™ Senses

a breath of lightness

Absolutely pure, without artifice, the Mallia™ Senses range displays its modernity. Viewed from the front or in profile, its minimalism and lightness capture the eye.



Matt White



Curved profile
Unique slimness

Sensual design

The Mallia™ Senses switch is covered with an integrated rocker. A slight caress on the curve controls the lighting.



reddot winner 2021



Eye-catching or invisible

The minimalist design of the new Mallia™ Senses range pleases from the first glance. The profile of the switch sketches a light curve, soft to the touch and easy on the eye. The range is distinguished by its flat design and unique slimness.



Dark Bronze



Dark Silver

Mallia™ Senses

a breath of elegance

Unleash your creativity.

Compose an interior that suits you with the Mallia™ Senses palette.

Each element is available in three textures and seven colours.

Stand out or blend in, it's up to you

Want to give a touch of sparkle to your interior? Brushed Aluminium or Dark Bronze is a great choice. But what if you prefer a perfect integration? Try Dark Silver or Champagne. Mallia™ Senses switches and sockets are the answer. Your home, your choice.

Do it your way

Combine different finishes while respecting the harmony of colours. For instance, combine a Brushed Black switch with a Matt Black socket. Do whatever you like.



Brushed Aluminium



Matt Black



Brushed Black

Mallia™ Senses

Seven finishes, stunning possibilities

From timeless colours to iconic metal finishes, the choice is yours.

The essentials



Matt Black

Bold and uncompromising, the Matt Black series creates contrast and appeals to the eye. Soft to the touch, its matt finish gives a natural velvet look.



Dark Bronze

The Dark Bronze series shows off its strong character. An ideal choice to embrace the vintage style of a loft or artist's studio.



Dark Silver



Champagne



Matt White

a breath of elegance

Real Metal finishes

Modern and timeless, noble and smooth, with a soft brushed finish, the Brushed Metal series is truly the icon of the Mallia™ Senses range.




Brushed Black

The Brushed Black finish adds a touch of sophistication.



Brushed Aluminium

The Brushed Aluminium finish is incredibly versatile.



Perfect alignment
with fixing support



Metal frame



Mallia™ Senses

a breath of simplicity

The simplicity you've been waiting for, without compromise. The Mallia™ Senses range is as easy to install as it is to use. You'll have more time to admire the perfection of your work.

Easy to install

The Mallia™ Senses range has a robust metal frame and a flush, easy-to-clip wall plate for perfect aesthetics. The advantage: no buckling or misalignment.



Screw terminals opened and ready to wire



Protection in recycled raw material

Easy to order

One catalogue number = one complete product, ready to install.

Mallia™ Senses

**Control your lights
with a gentle caress**

A maximum of control in a minimum of space

Up to 4-gang with perfect alignment of rockers



1-gang switch



2-gang switch



3-gang switch




4-gang switch

a breath of simplicity

Easy to adapt

Quickly transform a traditional switch into an indicator or locator switch with the warm white or red LED accessory



1-gang indicator / locator switch



Locator switch



Indicator switch

Discreet

The mechanism is designed to ensure a soft touch and sound.

Mallia™ Senses

**Adapt your lighting
according to your needs**

Soft touch control

Dim and control dimmable LEDs and CFL, halogen or incandescent lamps with your fingertips. The Mallia™ Senses universal dimmer enables you to create an intimate interior without having to consider the type of load installed.



Rotary dimmer



Sliding touch dimmer



a breath of simplicity

Light turns on and off as you walk by

A motion sensor detects your presence and turns on the light.
The light will switch off automatically after a preset time delay.



Sound and light detector



Infra-red movement detector



Tamperproof key card switch

A simple and economical solution to efficiently and securely grant access to your guests' rooms experience, using Radio Frequency Identification (RFID) technology. Handy and lightweight for your guests.



Mallia™ Senses

a breath of new experience

Mallia™ Senses, a sense of hospitality.
Offer your guests a warm welcome and effortless control of their comfort.

An easy way to communicate between staff and guest

Room service can announce itself in a friendly manner with the doorbell button. The customer indicates whether or not they wish to have their room cleaned with the "Do Not Disturb/Make Up Room" switch.



Doorbell push-button



Do Not Disturb / Make Up Room Switch

Temperature control

With a simple touch on this touch-sensitive thermostat, your guests can adjust the temperature of their room for perfect comfort.



Room temperature control unit

Mallia™ Senses

Meet
all of your clients' expectations
for safety and connectivity.



Shaver socket

In-room charging station

Sockets with USB Type-A & Type-C charger are popular with guests for charging their smartphone, tablet or any other electronic device without bulky adapters.



1-gang Euro-US standard outlet 16A socket



a breath of new experience

Light the way

Make life easy for your guests with automatically controlled lighting. Add a motion sensor and enable your guests to move safely around their room at night with soft, automatic lighting.




Step light with motion sensor



Step light

The Mallia™ Senses range can be completed by the UX for Upscale Hotels range of touch controls. This guest room management system offers guests a connected experience allowing them to easily control the room temperature, lights, roller shutters and badge-operated lock, and to customise scenarios.





The connected Zigbee/Wi-Fi gateway connects you to the Internet via Wi-Fi



Connected wireless Home/Away master switch



Home + Control

Mallia™ Senses WITH Netatmo

a breath of freedom

Your home, simply connected

Connect your home in no time with Mallia™ Senses with Netatmo

Mallia™ Senses with Netatmo is the connected range of Mallia™ Senses. Connecting your home has never been so intuitive with the starter pack. The starter pack includes a connected Zigbee/Wi-Fi Gateway and a connected wireless Home/Away master switch.

Connect the starter pack's Gateway to your home's Wifi network to control your lights, curtains and roller blinds with a single gesture via your mobile or tablet with the Home + Control App.

Easily integrate all the connected products in your installation:

- Connected wired products.
- Connected wireless products are paired by tapping them on the wired products or by using the Home + Control App.



zigbee

All these products communicate with one another via a Zigbee radio signal emitted by the Gateway.



PROGRAM BY LEGRAND

Mallia™ Senses with Netatmo is part of Legrand's ELIOT program. This program is dedicated to developing sustainable connected solutions that are easy to use and maintain, accessible for everybody and customisable to the users' needs, desires and habits. To enhance the value of any home and make everyday life just that little bit more comfortable and secure.

Mallia™ Senses WITH Netatmo

Your home obeys
your touch

Upgrade your comfort

With Mallia™ Senses with Netatmo, all your home comforts will obey your touch and voice, whether individually or together.



2-gang connected light switch



1-gang connected curtain / roller blind switch



Matt White



Dark silver



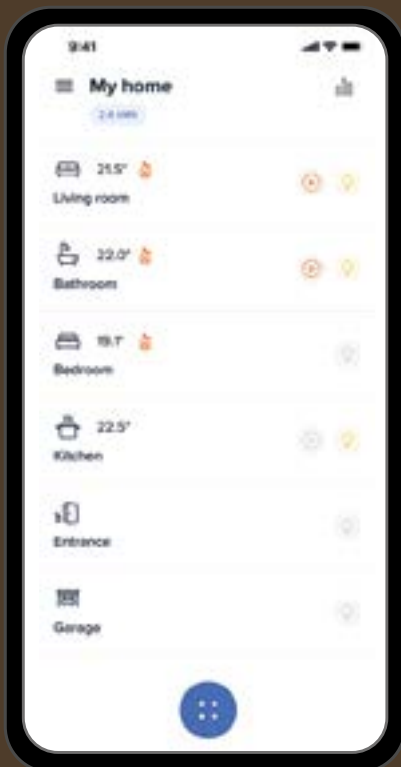
Matt black

3 finishes for each style

Its palette of finishes - Matt White, Matt Black and Dark Silver - adapts to all styles and matches the colours of Mallia™ Senses.

a breath of freedom

With a touch or a word, simply switch the lights on or off, open or close the roller blinds, activate or deactivate your household appliances. Once you've tasted this ease, you'll love it.



Home + Control App
Control your lighting, roller blinds and appliances remotely from a smartphone or by voice.



Home + Control



Mallia™ Senses WITH Netatmo

**Tell your home
what you want**


Talk to your voice assistant

Control your home with your voice using your favorite assistant, Amazon Alexa, Google Assistant or Apple Siri.

For a gentle wake-up or a muted atmosphere, command your voice assistant to adjust the lighting intensity to 50%.

Ready to go? Simply say three words, "Activate away scene", to turn off all the lights and close all the roller blinds at once.

Your connected installation can also be controlled via a smart display such as Nest Hub or Amazon Echo Show.



a breath of freedom

Or use your touch controls

Of course, you can always use your switches to control lights and other devices.



3-gang connected
light switch

Mallia™ Senses WITH Netatmo

Your home
knows your habits

Control it with one touch...

With Mallia™ Senses with Netatmo, it's quicker and simpler to leave your home and come back. The **"Away"** command switches off all the lights and closes all the roller blinds or the curtains at once. When you return, activate the **"Home"** command with one touch to switch on your connected lights in the entrance hall and living room.

Put your home to sleep and wake it up with the same simplicity. From your bed, activate the **"Sleep"** scenario to switch off the lights and close the roller blinds. When you wake up, activate the **"Wake up"** scenario to open the roller blinds and turn on your coffee machine.

Or simply customize your own scenarios with the wireless **"4 scenes"** switch. Each personalized scenario lets you control several devices at once at a certain time of the day.



Connected wireless Home/Away
master switch



Connected wireless Wake up/
Sleep switch



Connected wireless 4 scenes
switch

a breath of freedom

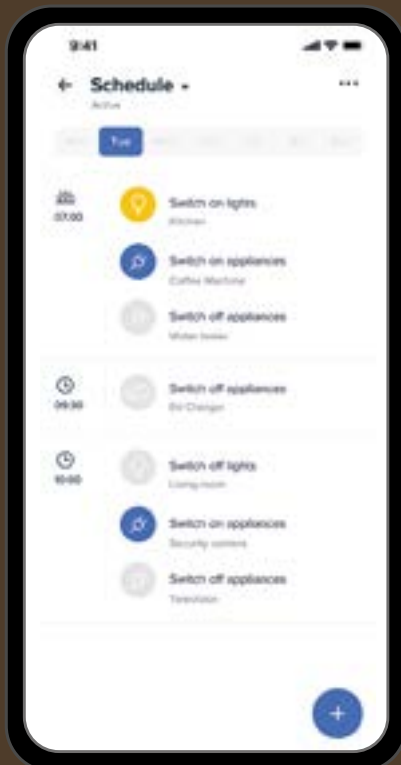
... and schedule automatic actions

Schedule repeating actions to run automatically every day or every week, with the Home + Control App.

For example, program the opening of the roller blinds at a fixed time every weekday. Leave weekends in manual mode. Or automate your outdoor lighting to greet you when you return home from work. Once and for all.



Connected wireless
Wake up/Sleep switch



Home + Control

Weekly schedule



a breath of freedom

Mallia™ Senses WITH Netatmo

**Control your home,
wherever you are**

Manage your home with your smartphone

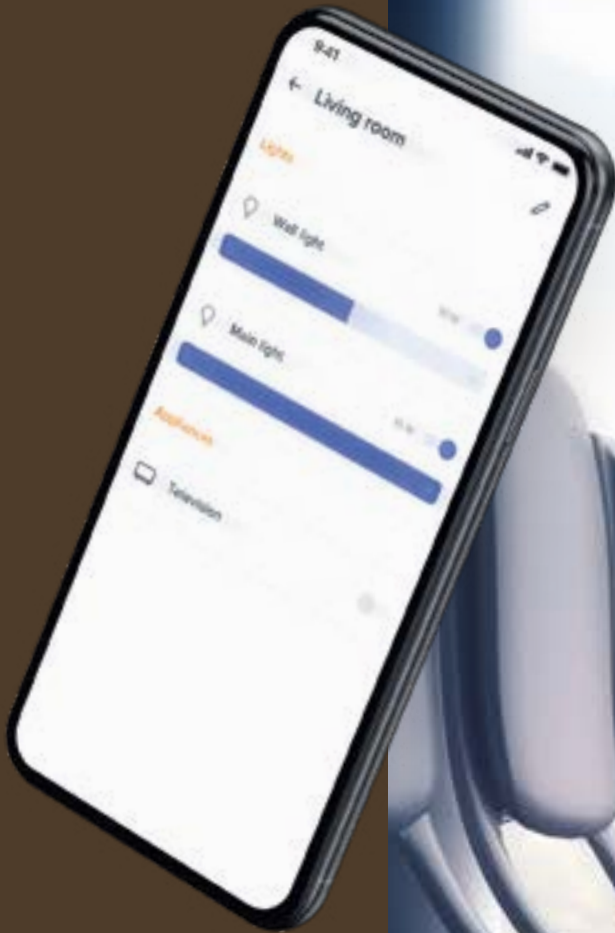
Legrand's Home + Control App is free and available on the App Store and Google Play, for mobile and tablet.

Stay in control when you're away

In your absence, give access to your connected home to your family or friends via the Home + Control app.

The app also allows you to simulate your presence when you're away by controlling your connected devices individually or all at once. You can even customize Legrand scenarios and create your own weekly schedules.

Manage your energy consumption via your fingertips and save energy and money, every day. If ever there's a problem, such as a power failure or surge, you are immediately informed on your smartphone.



Home + Control



Mallia™ Senses WITH Netatmo

Everything
you need for
a connected
home

WIRED PRODUCTS

Wired products are installed in the same way as traditional wiring devices and then paired with the wireless switches via ZigBee 2.4 Ghz waveband. Thanks to the dynamic mesh network, all functions can easily be reconfigured at any time. It is also easy to add extra functions.

TO START



STARTER PACK

To start the connected installation with Mallia™ Senses with Netatmo, the connected Gateway pack is essential. It's used to create the radio network and the Wi-Fi connection of the connected installation and consists of a Zigbee/Wi-Fi gateway and a Home/Away wireless master switch. = **THE CONNECTED ZIGBEE/WI-FI GATEWAY**



LIGHTS*

CONNECTED LIGHT SWITCH WITH NEUTRAL From 1-gang to 3-gang
CONNECTED LIGHT SWITCH WITH & WITHOUT NEUTRAL WITH DIMMER OPTION
MICROMODULE SWITCH WITH NEUTRAL



CURTAINS /
ROLLER BLINDS*

CONNECTED CURTAIN / ROLLER BLIND SWITCH WITH NEUTRAL 1-gang or 2-gang
CONNECTED CURTAIN / ROLLER BLIND MICROMODULE



CONNECTED
OUTLETS*

CONNECTED EURO-US STANDARD SOCKET OUTLET
1-gang or 2-gang

*Zigbee Certified products



a breath of freedom

WIRELESS PRODUCTS (BATTERY POWERED)

Wireless light switches and curtains /roller blind switches are used to extend the installation and enable individual, group-based or centralized remote control of lighting and curtains or roller blinds. They are adaptable to take into account evolutions of the installation over time (can be positioned anywhere).
 Wireless scene controls are used to activate pre-programmed, more complex scenes that enhance comfort when you wake up in the morning or go to bed at night, leave house or come home.


MOBILE APPLICATION



Home + Control



CONNECTED WIRELESS HOME / AWAY MASTER SWITCH




LIGHTS*

CONNECTED WIRELESS LIGHT SWITCH
 From 1-gang to 3-gang
 CONNECTED WIRELESS SWITCH ON/OFF MODULE
 CONNECTED WIRELESS MOTION SENSOR IP 44



CURTAINS /
 ROLLER BLINDS*

CONNECTED WIRELESS CURTAIN / ROLLER BLIND SWITCH



SCENES*

CONNECTED WIRELESS HOME / AWAY MASTER SWITCH
 CONNECTED WIRELESS WAKE UP/SLEEP SWITCH
 CONNECTED WIRELESS 4 SCENES SWITCH
 4 SCENES POCKET REMOTE CONTROL



Discover more applications with the Smart Electrical panel:
 CX²/EMDX² with Netatmo connected modules



Mallia™ Senses WITH Netatmo

**Adapt
your installation to meet
your changing needs**

Free to change your mind


You can add or move the wireless lighting control without rewiring or damaging the walls. Extra-flat and flush, it can be put whenever you need it. It's repositionable at any time, to adapt to your child's growth or a new layout of your furniture...



a breath of freedom

Easily integrate all your devices in your installation

Wireless switches such as lighting controls, roller blind controls or scene controls can be paired by tapping them on the wired products, or by using the Home + Control App.



Open and interoperable

Your Mallia™ Senses with Netatmo installation is interoperable with the market's IoT protocols. This openness enables you to add third-party products, such as a thermostat or an alarm, to meet your changing needs.

Mallia™ Senses with Netatmo works with the largest brands and platforms – like Apple HomeKit, Google Home, Amazon Echo, Somfy, Bubendorff and Netatmo.



Mallia™ Senses

a breath of fresh air

A perfect match for every interior

With Mallia™ Senses, you have the choice of a complete range of solutions to meet all your needs.

From a standard solution to a connected home, with Mallia Senses with Netatmo, colours, finishes and various functionalities to fit any interior.

A breath of elegance and a breath of freedom for all.



2-gang switch



3-gang indicator or locator switch





2-gang switch



Dimmer



1-gang Do Not Disturb / Make Up Room and bell push-button



1 Gang duplex Euro-US standard 16A socket



Connected wireless Wake up/Sleep switch



Slide Touch Dimmer



3 Gang Switch



Touch Switch



Speaker



4 Gang Switch



Room Temperature Control Unit



Connected Curtain / Roller Blind

Mallia™ Senses

single pole switches



2 810 00BB



2 810 03DS












2 810 05MB



2 810 07MW

Conform to BS EN 60669-1
 Compact mechanism for greater wiring space
 Supplied with 2 screws M 3.5 for BS boxes
 Supplied as complete product with protective film
 Dim.: 86 x 86 mm

Pack	Cat.Nos	Single pole switches 16 AX - 250 V~
5	2 810 00BA	1-gang - 1-way switch  <ul style="list-style-type: none"> ● Brushed Aluminium ● Brushed Black ● Champagne ● Dark Bronze ● Dark Silver ● Matt Black ○ Matt White
5	2 810 00BB	
5	2 810 00CH	
5	2 810 00DB	
5	2 810 00DS	
5	2 810 00MB	
10	2 810 00MW	
5	2 810 01BA	1-gang - 2-way switch  <ul style="list-style-type: none"> ● Brushed Aluminium ● Brushed Black ● Champagne ● Dark Bronze ● Dark Silver ● Matt Black ○ Matt White
5	2 810 01BB	
5	2 810 01CH	
5	2 810 01DB	
5	2 810 01DS	
5	2 810 01MB	
10	2 810 01MW	
5	2 810 08BA	1-gang - intermediate switch  <ul style="list-style-type: none"> ● Brushed Aluminium ● Brushed Black ● Champagne ● Dark Bronze ● Dark Silver ● Matt Black ○ Matt White
5	2 810 08BB	
5	2 810 08CH	
5	2 810 08DB	
5	2 810 08DS	
5	2 810 08MB	
5	2 810 08MW	
5	2 810 02BA	2-gang - 1-way switch  <ul style="list-style-type: none"> ● Brushed Aluminium ● Brushed Black ● Champagne ● Dark Bronze ● Dark Silver ● Matt Black ○ Matt White
5	2 810 02BB	
5	2 810 02CH	
5	2 810 02DB	
5	2 810 02DS	
5	2 810 02MB	
10	2 810 02MW	
5	2 810 03BA	2-gang - 2-way switch  <ul style="list-style-type: none"> ● Brushed Aluminium ● Brushed Black ● Champagne ● Dark Bronze ● Dark Silver ● Matt Black ○ Matt White
5	2 810 03BB	
5	2 810 03CH	
5	2 810 03DB	
5	2 810 03DS	
5	2 810 03MB	
10	2 810 03MW	
5	2 810 04BA	3-gang - 1-way switch  <ul style="list-style-type: none"> ● Brushed Aluminium ● Brushed Black ● Champagne ● Dark Bronze ● Dark Silver ● Matt Black ○ Matt White
5	2 810 04BB	
5	2 810 04CH	
5	2 810 04DB	
5	2 810 04DS	
5	2 810 04MB	
10	2 810 04MW	

Pack	Cat.Nos	Single pole switches 16 AX - 250 V~ (continued)
5	2 810 05BA	3-gang - 2-way switch  <ul style="list-style-type: none"> ● Brushed Aluminium ● Brushed Black ● Champagne ● Dark Bronze ● Dark Silver ● Matt Black ○ Matt White
5	2 810 05BB	
5	2 810 05CH	
5	2 810 05DB	
5	2 810 05DS	
5	2 810 05MB	
10	2 810 05MW	
5	2 810 06BA	4-gang - 1-way switch For boxes with 4 lugs, fold the top and bottom lugs  <ul style="list-style-type: none"> ● Brushed Aluminium ● Brushed Black ● Champagne ● Dark Bronze ● Dark Silver ● Matt Black ○ Matt White
5	2 810 06BB	
5	2 810 06CH	
5	2 810 06DB	
5	2 810 06DS	
5	2 810 06MB	
10	2 810 06MW	
5	2 810 07BA	4-gang - 2-way switch For boxes with 4 lugs, fold the top and bottom lugs  <ul style="list-style-type: none"> ● Brushed Aluminium ● Brushed Black ● Champagne ● Dark Bronze ● Dark Silver ● Matt Black ○ Matt White
5	2 810 07BB	
5	2 810 07CH	
5	2 810 07DB	
5	2 810 07DS	
5	2 810 07MB	
10	2 810 07MW	

Mallia™ Senses

single pole switches (continued)



2 810 10BA



2 810 12CH



2 810 15DS



2 810 69MW

Conform to BS EN 60669-1
 Compact mechanism for greater wiring space
 Supplied with 2 screws M 3.5 for BS boxes
 Supplied as complete product with protective film
 Dim.: 86 x 86 mm

Pack	Cat.Nos	Single pole illuminated switches 16 AX - 250 V \sim
		Transparent lens To be equipped with warm white or red LED according to the need: indicator or locator (p. 59) The LED is not supplied
5	2 810 10BA	1-gang - 1-way switch <ul style="list-style-type: none"> ● Brushed Aluminium ● Brushed Black ● Champagne ● Dark Bronze ● Dark Silver ● Matt Black ○ Matt White
5	2 810 10BB	
5	2 810 10CH	
5	2 810 10DB	
5	2 810 10DS	
10	2 810 10MW	
5	2 810 11BA	1-gang - 2-way switch <ul style="list-style-type: none"> ● Brushed Aluminium ● Brushed Black ● Champagne ● Dark Bronze ● Dark Silver ● Matt Black ○ Matt White
5	2 810 11BB	
5	2 810 11CH	
5	2 810 11DB	
5	2 810 11DS	
10	2 810 11MW	
5	2 810 09BA	1-gang - intermediate switch <ul style="list-style-type: none"> ● Brushed Aluminium ● Brushed Black ● Champagne ● Dark Bronze ● Dark Silver ● Matt Black ○ Matt White
5	2 810 09BB	
5	2 810 09CH	
5	2 810 09DB	
5	2 810 09DS	
5	2 810 09MB	
5	2 810 09MW	
5	2 810 12BA	2-gang - 1-way switch <ul style="list-style-type: none"> ● Brushed Aluminium ● Brushed Black ● Champagne ● Dark Bronze ● Dark Silver ● Matt Black ○ Matt White
5	2 810 12BB	
5	2 810 12CH	
5	2 810 12DB	
5	2 810 12DS	
10	2 810 12MW	
5	2 810 13BA	2-gang - 2-way switch <ul style="list-style-type: none"> ● Brushed Aluminium ● Brushed Black ● Champagne ● Dark Bronze ● Dark Silver ● Matt Black ○ Matt White
5	2 810 13BB	
5	2 810 13CH	
5	2 810 13DB	
5	2 810 13DS	
10	2 810 13MW	

Pack	Cat.Nos	Single pole illuminated switches 16 AX - 250 V \sim (continued)
5	2 810 14BA	3-gang - 1-way switch <ul style="list-style-type: none"> ● Brushed Aluminium ● Brushed Black ● Champagne ● Dark Bronze ● Dark Silver ● Matt Black ○ Matt White
5	2 810 14BB	
5	2 810 14CH	
5	2 810 14DB	
5	2 810 14DS	
10	2 810 14MW	
5	2 810 15BA	3-gang - 2-way switch <ul style="list-style-type: none"> ● Brushed Aluminium ● Brushed Black ● Champagne ● Dark Bronze ● Dark Silver ● Matt Black ○ Matt White
5	2 810 15BB	
5	2 810 15CH	
5	2 810 15DB	
5	2 810 15DS	
10	2 810 15MW	
		Single pole switches 20 AX - 250 V\sim
5	2 810 50BA	1-gang - 1-way switch <ul style="list-style-type: none"> ● Brushed Aluminium ● Brushed Black ● Champagne ● Dark Bronze ● Dark Silver ● Matt Black ○ Matt White
5	2 810 50BB	
5	2 810 50CH	
5	2 810 50DB	
5	2 810 50DS	
10	2 810 50MW	
5	2 810 51BA	1-gang - 2-way switch <ul style="list-style-type: none"> ● Brushed Aluminium ● Brushed Black ● Champagne ● Dark Bronze ● Dark Silver ● Matt Black ○ Matt White
5	2 810 51BB	
5	2 810 51CH	
5	2 810 51DB	
5	2 810 51DS	
10	2 810 51MW	
5	2 810 69BA	1-gang - intermediate switch <ul style="list-style-type: none"> ● Brushed Aluminium ● Brushed Black ● Champagne ● Dark Bronze ● Dark Silver ● Matt Black ○ Matt White
5	2 810 69BB	
5	2 810 69CH	
5	2 810 69DB	
5	2 810 69DS	
5	2 810 69MB	
5	2 810 69MW	

Mallia™ Senses

electronic switches



2 812 00MB



2 812 40DB

Conform to BS EN 60669-1
 Supplied with 2 screws M 3.5 for BS boxes
 Supplied as complete product with protective film
 Dim.: 86 x 86 mm

Pack	Cat.Nos	Touch switches 16 AX- 250 V~
		For all types of lamps: - LEDs with integrated electronic ballast: max 500 W - Incandescent and halogen lamps 230 VA: max 3000 W - ELV halogen and CFL lamps with separate ferromagnetic ballast: max 2000 VA - ELV halogen and CFL lamps with ferromagnetic or electronic transformer: max 2000 VA - LEDs with separate electronic ballast: max 1250 VA - CFL lamps with integrated electronic ballast: max 600 W - Fluorescent lamps with inductive ballast: max 600 W Standby consumption: 0.1 W
		1-gang - 1-way switch with neutral
1	2 812 00BA	● Brushed Aluminium
1	2 812 00BB	● Brushed Black
1	2 812 00CH	● Champagne
1	2 812 00DB	● Dark Bronze
1	2 812 00DS	● Dark Silver
1	2 812 00MB	● Matt Black
1	2 812 00MW	○ Matt White

Pack	Cat.Nos	Touch bell pushes 6 AX- 250 V~
		Operate : - 200 VA magnetic tong bell
		1-gang
1	2 812 40BA	● Brushed Aluminium
1	2 812 40BB	● Brushed Black
1	2 812 40CH	● Champagne
1	2 812 40DB	● Dark Bronze
1	2 812 40DS	● Dark Silver
1	2 812 40MB	● Matt Black
1	2 812 40MW	○ Matt White

Mallia™ Senses

push-buttons and roller blind controls



2 810 40DB



2 810 47DS

Compact mechanism for greater wiring space
 Supplied with 2 screws M 3.5 for BS boxes
 Supplied as complete product with protective film
 Dim.: 86 x 86 mm

Pack	Cat.Nos	Push-buttons 10 A - 250 V~
		Conform to BS EN 60669-1
		1-gang - N/O contact (push to make)
5	2 810 41BA	● Brushed Aluminium
5	2 810 41BB	● Brushed Black
5	2 810 41CH	● Champagne
5	2 810 41DB	● Dark Bronze
5	2 810 41DS	● Dark Silver
5	2 810 41MB	● Matt Black
10	2 810 41MW	○ Matt White
		1-gang - N/O contact with bell symbol
5	2 810 40BA	● Brushed Aluminium
5	2 810 40BB	● Brushed Black
5	2 810 40CH	● Champagne
5	2 810 40DB	● Dark Bronze
5	2 810 40DS	● Dark Silver
5	2 810 40MB	● Matt Black
10	2 810 40MW	○ Matt White
		2-gang - N/O contact (push to make)
5	2 810 42BA	● Brushed Aluminium
5	2 810 42BB	● Brushed Black
5	2 810 42CH	● Champagne
5	2 810 42DB	● Dark Bronze
5	2 810 42DS	● Dark Silver
5	2 810 42MB	● Matt Black
10	2 810 42MW	○ Matt White
		Roller blind controls
		Conform to BS EN 60669-2-1 For shutters and curtains control via electronic control unit
5	2 810 47BA	● Brushed Aluminium
5	2 810 47BB	● Brushed Black
5	2 810 47CH	● Champagne
5	2 810 47DB	● Dark Bronze
5	2 810 47DS	● Dark Silver
5	2 810 47MB	● Matt Black
10	2 810 47MW	○ Matt White

Mallia™ Senses

automatic switches







2 810 90CH



2 810 92CH

Conform to BS EN 60669-2-1
 Supplied with 2 screws M 3.5 for BS boxes
 Supplied as complete product with protective film
 Dim.: 86 x 86 mm

Pack	Cat.Nos	Movement detectors
		IR movement detector Horizontal detection angle 120° Luminosity threshold: 3 to 500 lux Detection range: max. 8 m Adjustable time delay: 30 s, 90 s, 180 s Without Neutral For all types of lamps: - LEDs and CFL lamps with integrated electronic ballast: 3 W to 100 W - Incandescent and halogen lamps: 5 W to 400 W - ELV halogen, CFL lamps with separate ferromagnetic ballast: 20 VA to 200 VA - ELV halogen, CFL lamps with separate electronic ballast: 5 VA to 200 VA Standby consumption: 0.02 W  <ul style="list-style-type: none"> ● Brushed Aluminium ● Brushed Black ● Champagne ● Dark Bronze ● Dark Silver ● Matt Black ○ Matt White With Neutral For all types of lamps: - LEDs and CFL lamps with integrated electronic ballast: max 100 W - Incandescent and halogen lamps: max 400 W - ELV halogen, CFL lamps with separate ferromagnetic ballast: max 200 VA - ELV halogen, CFL lamps with separate electronic ballast: max 200 VA Standby consumption: 0.02 W  <ul style="list-style-type: none"> ● Brushed Aluminium ● Brushed Black ● Champagne ● Dark Bronze ● Dark Silver ● Matt Black ○ Matt White
1	2 810 90BA	
1	2 810 90BB	
1	2 810 90CH	
1	2 810 90DB	
1	2 810 90DS	
1	2 810 90MB	
1	2 810 90MW	
1	2 810 91BA	
1	2 810 91BB	
1	2 810 91CH	
1	2 810 91DB	
1	2 810 91DS	
1	2 810 91MB	
1	2 810 91MW	

Pack	Cat.Nos	Sound and light detectors
		Compact mechanism for greater wiring space Timer switch activated by noise This switch is activated with a sound level of 70 dB minimum The light switches on during 30 second and switches off if no noise is detected If the sound continues, the load will stay on until 30 seconds after it stops Without Neutral For all types of lamps: - LEDs and CFL lamps with integrated electronic ballast: 3 W to 100 W - Incandescent and halogen lamps: 5 W to 400 W - ELV halogen and CFL lamps with separate ferromagnetic ballast: 20 VA to 200 VA - ELV halogen and CFL lamps with separate electronic ballast: 5 VA to 200 VA Standby consumption: 0.02 W  <ul style="list-style-type: none"> ● Brushed Aluminium ● Brushed Black ● Champagne ● Dark Bronze ● Dark Silver ● Matt Black ○ Matt White With Neutral For all types of lamps: - LEDs and CFL lamps with integrated electronic ballast: max 100 W - Incandescent and halogen lamps: max 400 W - ELV halogen and CFL lamps with separate ferromagnetic ballast: max 200 VA - ELV halogen and CFL lamps with separate electronic ballast: max 200 VA Standby consumption: 0.02 W  <ul style="list-style-type: none"> ● Brushed Aluminium ● Brushed Black ● Champagne ● Dark Bronze ● Dark Silver ● Matt Black ○ Matt White
1	2 810 92BA	
1	2 810 92BB	
1	2 810 92CH	
1	2 810 92DB	
1	2 810 92DS	
1	2 810 92MB	
1	2 810 92MW	
1	2 810 93BA	
1	2 810 93BB	
1	2 810 93CH	
1	2 810 93DB	
1	2 810 93DS	
1	2 810 93MB	
1	2 810 93MW	

Mallia™ Senses

dimmers



2 812 86MB






2 810 86CH



2 810 80DB

Supplied with 2 screws M 3.5 for BS boxes
 Supplied as complete product with protective film
 Dim.: 86 x 86 mm

Pack	Cat.Nos	Dimmers
1	2 812 86BA	Sliding touch dimmer with neutral Conform to BS EN 60669-2-1 For all types of lamps : - Dimmable LEDs lamps with integrated electronic ballast (10 lamps max.): max 75 W (Leading); max. 200 W (Trailing) - Incandescent and halogen lamps: max 400 W - ELV halogen and CFL lamps with separate ferromagnetic ballast: max 200 VA - ELV halogen and CFL lamps with separate electronic ballast: max 200 VA - Dimmable CFL lamps with integrated electronic ballast: max 75 W Standby consumption: 0.15 W  <ul style="list-style-type: none"> ● Brushed Aluminium ● Brushed Black ● Champagne ● Dark Bronze ● Dark Silver ● Matt Black ○ Matt White
1	2 812 86BB	
1	2 812 86CH	
1	2 812 86DB	
1	2 812 86DS	
1	2 812 86MB	
1	2 812 86MW	
1	2 810 86BA	
1	2 810 86BB	
1	2 810 86CH	
1	2 810 86DB	
1	2 810 86DS	
1	2 810 86MB	
1	2 810 86MW	

Pack	Cat.Nos	Dimmers (continued)
1	2 810 80BA	500 W rotary dimmer without neutral Conform to BS EN 60669-1 For all types of lamps: - Incandescent and halogen lamps 230 VA: 40 W to 500 W - ELV halogen lamps with ferromagnetic transformer: 40 VA to 200 VA Use compensator Cat.No 0 401 49 Standby consumption: 0 W  <ul style="list-style-type: none"> ● Brushed Aluminium ● Brushed Black ● Champagne ● Dark Bronze ● Dark Silver ● Matt Black ○ Matt White
1	2 810 80BB	
1	2 810 80CH	
1	2 810 80DB	
1	2 810 80DS	
1	2 810 80MB	
1	2 810 80MW	
1	0 401 39	Active compensator  Allows to ensure compatibility of 2-wire electronic lighting controls without neutral with all available types of loads (LEDs, compact fluorescent lamps, ELV halogen lamps with electronic or conventional ballast, 230 V halogen lamps, fluorescent tubes, incandescent lamps) Consumption: 0.4 W



Mallia™ Senses

fan controls, cooker control units and panic buttons



2 810 49DS

Supplied with 2 screws M 3.5 for BS boxes
Supplied as complete product with protective film

Pack	Cat.Nos	Fan speed controls *
		<p>* Available in July 2022</p> <p>Conform to BS EN 60669-2-1 Dim.: 86 x 86 mm</p> <p>5-speed fan controls 100 W for fan with overall diameter 48"</p> <p> <ul style="list-style-type: none"> ● Brushed Aluminium ● Brushed Black ● Champagne ● Dark Bronze ● Dark Silver ● Matt Black ○ Matt White </p>
1	2 810 82BA	
1	2 810 82BB	
1	2 810 82CH	
1	2 810 82DB	
1	2 810 82DS	
1	2 810 82MB	
1	2 810 82MW	
		<p>Panic buttons</p> <p>1 A resistive - 250 VA Dim.: 86 x 86 mm</p> <p> <ul style="list-style-type: none"> ● Brushed Aluminium ● Brushed Black ● Champagne ● Dark Bronze ● Dark Silver ● Matt Black ○ Matt White </p>
1	2 810 49BA	
1	2 810 49BB	
1	2 810 49CH	
1	2 810 49DB	
1	2 810 49DS	
1	2 810 49MB	
5	2 810 49MW	

Mallia™ Senses

telephone and data sockets







2 811 60MW



2 811 66DS

Compact mechanism for greater wiring space
Supplied with 2 screws M 3.5 for BS boxes
Supplied as complete product with protective film
Dim.: 86 x 86 mm

Pack	Cat.Nos	Telephone sockets
		<p>RJ 11 sockets - 4 contacts 1/4 turn, tool-less connector</p> <p> <ul style="list-style-type: none"> ● Brushed Aluminium ● Brushed Black ● Champagne ● Dark Bronze ● Dark Silver ● Matt Black ○ Matt White </p> <p>Double RJ 11 sockets - 4 contacts 1/4 turn, tool-less connector</p> <p> <ul style="list-style-type: none"> ● Brushed Aluminium ● Brushed Black ● Champagne ● Dark Bronze ● Dark Silver ● Matt Black ○ Matt White </p> <p>BS secondary telephone sockets</p> <p> <ul style="list-style-type: none"> ● Brushed Aluminium ● Brushed Black ● Champagne ● Dark Bronze ● Dark Silver ● Matt Black ○ Matt White </p>
5	2 811 60BA	
5	2 811 60BB	
5	2 811 60CH	
5	2 811 60DB	
5	2 811 60DS	
5	2 811 60MB	
5	2 811 60MW	
5	2 811 63BA	
5	2 811 63BB	
5	2 811 63CH	
5	2 811 63DB	
5	2 811 63DS	
5	2 811 63MB	
5	2 811 63MW	
5	2 811 69BA	
5	2 811 69BB	
5	2 811 69CH	
5	2 811 69DB	
5	2 811 69DS	
5	2 811 69MB	
5	2 811 69MW	
		<p>Telephone and data sockets</p> <p>RJ 11 + RJ 45 sockets Cat. 6 UTP</p> <p> <ul style="list-style-type: none"> ● Brushed Aluminium ● Brushed Black ● Champagne ● Dark Bronze ● Dark Silver ● Matt Black ○ Matt White </p>
5	2 811 66BA	
5	2 811 66BB	
5	2 811 66CH	
5	2 811 66DB	
5	2 811 66DS	
5	2 811 66MB	
5	2 811 66MW	

Mallia™ Senses

data sockets



2 811 59MB



2 811 65BA

Compact mechanism for greater wiring space
 Supplied with 2 screws M 3.5 for BS boxes
 Supplied as complete product with protective film
 Dim.: 86 x 86 mm

Pack	Cat.Nos	Data sockets
		Conform to ISO / IEC 11801 and TIA / EIA 568.2-D
		RJ 45 Cat. 5e UTP
5	2 811 61BA	● Brushed Aluminium
5	2 811 61BB	● Brushed Black
5	2 811 61CH	● Champagne
5	2 811 61DB	● Dark Bronze
5	2 811 61DS	● Dark Silver
5	2 811 61MB	● Matt Black
5	2 811 61MW	○ Matt White
		RJ 45 Cat. 6 UTP
5	2 811 62BA	● Brushed Aluminium
5	2 811 62BB	● Brushed Black
5	2 811 62CH	● Champagne
5	2 811 62DB	● Dark Bronze
5	2 811 62DS	● Dark Silver
5	2 811 62MB	● Matt Black
5	2 811 62MW	○ Matt White
		RJ 45 Cat. 6 STP
5	2 811 59BA	● Brushed Aluminium
5	2 811 59BB	● Brushed Black
5	2 811 59CH	● Champagne
5	2 811 59DB	● Dark Bronze
5	2 811 59DS	● Dark Silver
5	2 811 59MB	● Matt Black
5	2 811 59MW	○ Matt White
		Double RJ 45 Cat. 5e UTP
5	2 811 64BA	● Brushed Aluminium
5	2 811 64BB	● Brushed Black
5	2 811 64CH	● Champagne
5	2 811 64DB	● Dark Bronze
5	2 811 64DS	● Dark Silver
5	2 811 64MB	● Matt Black
5	2 811 64MW	○ Matt White
		Double RJ 45 Cat. 6 UTP
5	2 811 65BA	● Brushed Aluminium
5	2 811 65BB	● Brushed Black
5	2 811 65CH	● Champagne
5	2 811 65DB	● Dark Bronze
5	2 811 65DS	● Dark Silver
5	2 811 65MB	● Matt Black
5	2 811 65MW	○ Matt White
		Double RJ 45 Cat. 6 STP
5	2 811 58BA	● Brushed Aluminium
5	2 811 58BB	● Brushed Black
5	2 811 58CH	● Champagne
5	2 811 58DB	● Dark Bronze
5	2 811 58DS	● Dark Silver
5	2 811 58MB	● Matt Black
5	2 811 58MW	○ Matt White

Mallia™ Senses

television sockets



2 811 57DB

Conform to EN 60728-4 and IEC 67128-2 and European directive
 Supplied with 2 screws M 3.5 for BS boxes
 Supplied as complete product with protective film
 Dim.: 86 x 86 mm

Pack	Cat.Nos	Multiple entries television sockets
		For DVBT, cable cast and satellite installation (with individual demodulator) DVBT HDTV compatible TV: male connector (Ø 9.5 mm) R: female connector (Ø 9.5 mm) SAT: "F" type connector Recommended coaxial cable 17 VATC
		TV-R-SAT sockets - star attenuation < 1.5 dB
		TV: 5-68/120-862 MHz R: 87.5-108 MHz FM / 174-223 MHz DAB+ SAT: 550-2400 MHz Installation recommended in flush-mounting box depth 40 mm
5	2 811 57BA	● Brushed Aluminium
5	2 811 57BB	● Brushed Black
5	2 811 57CH	● Champagne
5	2 811 57DB	● Dark Bronze
5	2 811 57DS	● Dark Silver
5	2 811 57MB	● Matt Black
5	2 811 57MW	○ Matt White
		TV-SAT sockets - star attenuation < 1.5 dB
		TV: 5-68/120-862 MHz. SAT: 950-2400 MHz Installation recommended in flush-mounting box depth 40 mm
5	2 811 53BA	● Brushed Aluminium
5	2 811 53BB	● Brushed Black
5	2 811 53CH	● Champagne
5	2 811 53DB	● Dark Bronze
5	2 811 53DS	● Dark Silver
5	2 811 53MB	● Matt Black
5	2 811 53MW	○ Matt White

Mallia™ Senses

television sockets (continued)






2 811 51CH



2 811 52DS

Conform to EN 60728-4 and IEC 67128-2 and European directive
 Supplied with 2 screws M 3.5 for BS boxes
 Supplied as complete product with protective film
 Dim.: 86 x 86 mm

Pack	Cat.Nos	Single television sockets
		For DVBT, cable cast and satellite installation (with individual demodulator) DVBT HDTV compatible TV: male connector (Ø 9.5 mm) R: female connector (Ø 9.5 mm) SAT: "F" type connector Recommended coaxial cable 17 VATC
		Female TV sockets - star attenuation < 1 dB TV: 0-2400 MHz Installation recommended in flush-mounting box depth 40 mm
5	2 811 51BA	 <ul style="list-style-type: none"> ● Brushed Aluminium ● Brushed Black ● Champagne ● Dark Bronze ● Dark Silver ● Matt Black ○ Matt White
5	2 811 51BB	
5	2 811 51CH	
5	2 811 51DB	
5	2 811 51DS	
5	2 811 51MB	
10	2 811 51MW	
		Male TV sockets - star attenuation < 1.5 dB TV: 0-2400 MHz Installation recommended in flush-mounting box depth 40 mm
5	2 811 54BA	 <ul style="list-style-type: none"> ● Brushed Aluminium ● Brushed Black ● Champagne ● Dark Bronze ● Dark Silver ● Matt Black ○ Matt White
5	2 811 54BB	
5	2 811 54CH	
5	2 811 54DB	
5	2 811 54DS	
5	2 811 54MB	
10	2 811 54MW	
		TV sockets "F" type with screws - star attenuation < 1 dB SAT: 0-2400 MHz
5	2 811 52BA	 <ul style="list-style-type: none"> ● Brushed Aluminium ● Brushed Black ● Champagne ● Dark Bronze ● Dark Silver ● Matt Black ○ Matt White
5	2 811 52BB	
5	2 811 52CH	
5	2 811 52DB	
5	2 811 52DS	
5	2 811 52MB	
5	2 811 52MB	
10	2 811 52MW	

Mallia™ Senses

audio and video sockets






2 810 31CH



2 810 21MB

Supplied with 2 screws M 3.5 for BS boxes
 Supplied as complete product with protective film

Pack	Cat.Nos	Audio and video sockets
		Dim.: 86 x 86 mm
		Single loudspeaker sockets 4 mm ² terminals Brass connectors ensure excellent sound transmission quality
1	2 810 31BA	 <ul style="list-style-type: none"> ● Brushed Aluminium ● Brushed Black ● Champagne ● Dark Bronze ● Dark Silver ● Matt Black ○ Matt White
1	2 810 31BB	
1	2 810 31CH	
1	2 810 31DB	
1	2 810 31DS	
5	2 810 31MW	
		Double loudspeaker sockets 4 mm ² terminals Brass connectors ensure excellent sound transmission quality
1	2 810 32BA	 <ul style="list-style-type: none"> ● Brushed Aluminium ● Brushed Black ● Champagne ● Dark Bronze ● Dark Silver ● Matt Black ○ Matt White
1	2 810 32BB	
1	2 810 32CH	
1	2 810 32DB	
1	2 810 32DS	
5	2 810 32MW	
		HDMI Type-A sockets + USB Type-A data sockets Used to bring connections closer to the users and to transmit high-definition digital audio video streams between a source (Blu-Ray player, computer) and a compatible receiver (e.g. TV, videoprojector) and with connecting USB devices (interactive white board, scanner-printer, external hard disk)
1	2 810 21BA	 <ul style="list-style-type: none"> ● Brushed Aluminium ● Brushed Black ● Champagne ● Dark Bronze ● Dark Silver ● Matt Black ○ Matt White
1	2 810 21BB	
1	2 810 21CH	
1	2 810 21DB	
1	2 810 21DS	
5	2 810 21MW	

Mallia™ Senses

fused connection units



2 811 40MW



2 811 42MB

Supplied with 2 screws M 3.5 for BS boxes
Supplied as complete product with protective film
Dim.: 86 x 86 mm

13 A fused connection units

Pack	Cat.Nos	
		Conform to BS 1363: Part 4
		Unswitched
5	2 811 40BA	● Brushed Aluminium
5	2 811 40BB	● Brushed Black
5	2 811 40CH	● Champagne
5	2 811 40DB	● Dark Bronze
5	2 811 40DS	● Dark Silver
5	2 811 40MB	● Matt Black
10	2 811 40MW	○ Matt White
		Unswitched with red LED power indicator
5	2 811 49BA	● Brushed Aluminium
5	2 811 49BB	● Brushed Black
5	2 811 49CH	● Champagne
5	2 811 49DB	● Dark Bronze
5	2 811 49DS	● Dark Silver
5	2 811 49MB	● Matt Black
10	2 811 49MW	○ Matt White
		Switched
5	2 811 41BA	● Brushed Aluminium
5	2 811 41BB	● Brushed Black
5	2 811 41CH	● Champagne
5	2 811 41DB	● Dark Bronze
5	2 811 41DS	● Dark Silver
5	2 811 41MB	● Matt Black
10	2 811 41MW	○ Matt White
		Switched with red LED power indicator
5	2 811 42BA	● Brushed Aluminium
5	2 811 42BB	● Brushed Black
5	2 811 42CH	● Champagne
5	2 811 42DB	● Dark Bronze
5	2 811 42DS	● Dark Silver
5	2 811 42MB	● Matt Black
10	2 811 42MW	○ Matt White

Mallia™ Senses

Euro-US standards socket outlets



2 811 04DB

Supplied with 2 screws M 3.5 for BS boxes
All sockets integrate child protection
Supplied as complete product with protective film

Euro-US standard socket outlets 16 A - 250 V~

Pack	Cat.Nos	
		Dim.: 86 x 86 mm
		1-gang 2P+E
5	2 811 03BA	● Brushed Aluminium
5	2 811 03BB	● Brushed Black
5	2 811 03CH	● Champagne
5	2 811 03DB	● Dark Bronze
5	2 811 03DS	● Dark Silver
5	2 811 03MB	● Matt Black
10	2 811 03MW	○ Matt White
		1-gang duplex 2P+E
5	2 811 04BA	● Brushed Aluminium
5	2 811 04BB	● Brushed Black
5	2 811 04CH	● Champagne
5	2 811 04DB	● Dark Bronze
5	2 811 04DS	● Dark Silver
5	2 811 04MB	● Matt Black
10	2 811 04MW	○ Matt White
		Euro-US standard socket outlets - 16 A - 250 V~ with USB charger
		USB charger conform to IEC 62368-1
		1-gang duplex single pole + USB Type-A + Type-C
		3.1 A - 5 V _{DC} - 15 W Consumption in passive mode < 0.08 W Dim.: 86 x 146 mm
1	2 812 04BA	● Brushed Aluminium
1	2 812 04BB	● Brushed Black
1	2 812 04CH	● Champagne
1	2 812 04DB	● Dark Bronze
1	2 812 04DS	● Dark Silver
1	2 812 04MB	● Matt Black
1	2 812 04MW	○ Matt White

Cable outlets

Pack	Cat.Nos	
		Supplied with 2 screws M 3.5 for BS boxes Supplied as complete product with protective film Dim.: 86 x 86 mm
		Conform to BS 5733
		20 A
10	2 811 47BA	● Brushed Aluminium
10	2 811 47BB	● Brushed Black
10	2 811 47CH	● Champagne
10	2 811 47DB	● Dark Bronze
10	2 811 47DS	● Dark Silver
10	2 811 47MB	● Matt Black
10	2 811 47MW	○ Matt White
		45 A
5	2 811 48CH	● Champagne
5	2 811 48DB	● Dark Bronze
5	2 811 48DS	● Dark Silver
5	2 811 48MB	● Matt Black
5	2 811 48MW	○ Matt White

Mallia™ Senses

hotel equipment



2 810 39BB









2 811 35DB



2 810 45BB

Supplied with 2 screws M 3.5 for BS boxes
Supplied as complete product with protective film

Pack	Cat.Nos	RFID key card switches
		For energizing a circuit for example meeting room, office, hotel room, etc. Works only with ISO type contactless key card or other ISO type 13.56 MHz key card Time-delay of approx. 30 sec. after card removal Lighting of the slot by LED Dim.: 86 x 86 mm
		12 V
1	2 810 22BA	 <ul style="list-style-type: none"> ● Brushed Aluminium ● Brushed Black ● Champagne ● Dark Bronze ● Dark Silver ● Matt Black ○ Matt White
1	2 810 22BB	
1	2 810 22CH	
1	2 810 22DB	
1	2 810 22DS	
1	2 810 22MB	
1	2 810 22MW	
1	2 810 39BA	 <ul style="list-style-type: none"> ● Brushed Aluminium ● Brushed Black ● Champagne ● Dark Bronze ● Dark Silver ● Matt Black ○ Matt White
1	2 810 39BB	
1	2 810 39CH	
1	2 810 39DB	
1	2 810 39DS	
1	2 810 39MB	
1	2 810 39MW	
10	0 767 11	For RFID key card switches  MIFARE contactless badge card ISO format (50 x 80 mm) Chip: 13.56 MHz Standard 1 KB memory

Pack	Cat.Nos	Shaver sockets
		Conform to BS EN 61558-2-5, IP24 For use with European, British, American, Australian 2-pin plugs Screwless live and neutral terminals Double wound isolating transformer Automatic self-resetting overload feature Plug insertion operates micro-switch which energises transformer For flush-mounting boxes, use BS 2-gang box depth 48 mm Power supply: 230 V - 50/60 Hz Dim.: 86 x 150 mm
		12 V
1	2 811 35BA	 <ul style="list-style-type: none"> ● Brushed Aluminium ● Brushed Black ● Champagne ● Dark Bronze ● Dark Silver ● Matt Black ○ Matt White
1	2 811 35BB	
1	2 811 35CH	
1	2 811 35DB	
1	2 811 35DS	
1	2 811 35MB	
1	2 811 35MW	
		Enable the resident to inform hotel staff of the room status Two settings are possible: - Do not disturb - Make up room Dim.: 86 x 86 mm
		1-gang - Do not disturb / Make up room and bell push-button
		Installed in the corridor, displays calls Indicator lamp and bell push Supplied with LED
5	2 810 45BA	 <ul style="list-style-type: none"> ● Brushed Aluminium ● Brushed Black ● Champagne ● Dark Bronze ● Dark Silver ● Matt Black ○ Matt White
5	2 810 45BB	
5	2 810 45CH	
5	2 810 45DB	
5	2 810 45DS	
5	2 810 45MB	
5	2 810 45MW	
10	2 810 45MW	
		2-gang - Do not disturb / Make up room
		Installed in the guest room Allows the user to select the desired setting Supplied with LED
5	2 810 46BA	 <ul style="list-style-type: none"> ● Brushed Aluminium ● Brushed Black ● Champagne ● Dark Bronze ● Dark Silver ● Matt Black ○ Matt White
5	2 810 46BB	
5	2 810 46CH	
5	2 810 46DB	
5	2 810 46DS	
5	2 810 46MB	
5	2 810 46MW	
10	2 810 46MW	

Mallia™ Senses

step lights and room temperature control units



2 810 97MB



2 810 23MB

Supplied with 2 screws M 3.5 for BS boxes
Supplied as complete product with protective film
Dim.: 86 x 86 mm

Pack	Cat.Nos	Step lights
		Low output step light with LED Ideal to illuminate a corridor at night without dazzling people, or to highlight possible danger Voltage: 250 V Power: < 1 W
		Without motion detector
1	2 810 97BA	● Brushed Aluminium
1	2 810 97BB	● Brushed Black
1	2 810 97CH	● Champagne
1	2 810 97DB	● Dark Bronze
1	2 810 97DS	● Dark Silver
1	2 810 97MB	● Matt Black
1	2 810 97MW	○ Matt White
		With motion detector
		Mechanism equipped with an infrared detection cell and a LED beam Equipped with an audible signal that can be deactivated (when product is used for lighting) or not (so as to indicate danger) Horizontal detection angle: 120° Luminosity threshold: dusk: 15 Lux, night: 3 Lux Detection range: max. 8m Light adjust.: High, Mid, Low Adjustable time delay: 30s, 60s, 120s Voltage: 250 V Power: < 1 W
1	2 810 96BA	● Brushed Aluminium
1	2 810 96BB	● Brushed Black
1	2 810 96CH	● Champagne
1	2 810 96DB	● Dark Bronze
1	2 810 96DS	● Dark Silver
1	2 810 96MB	● Matt Black
1	2 810 96MW	○ Matt White

Pack	Cat.Nos	Room temperature control units
		Allows you to adjust and monitor the temperature in the rooms precisely and accurately with a tactile touch It can control an Air Conditioning System Power supply: 250V~ 50/60Hz Adjustable temperature range from 5°C to 35°C Temperature accuracy: +/- 1°C Load type: magnetic valve/motor operated valve with 1A capacity Temperature sensor: internal NTC Power consumption: < 1W
1	2 810 23CH	● Champagne
1	2 810 23DS	● Dark Silver
1	2 810 23MB	● Matt Black
1	2 810 23MW	○ Matt White

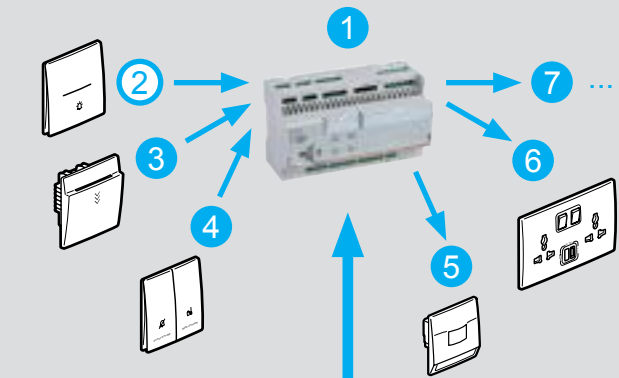
UX for Upscale hotels room management



Mallia™ Senses

hotel equipment

Guest Room Management System



The Room controller unit, Cat. No. 0 484 08 or 0 484 12, associated with mechanical Mallia™ Senses functions can manage the lights, sockets, ventilation and curtains independently in each room. It can be integrated with the Building Management System (BMS) and the Property Management System (PMS) in order to enable a global management of the building and the hotel's operations.

For further information on Room controller, please contact us



Mallia™ Senses

adaptors and blanking plates



2 811 95MW



2 811 90DS



2 811 92BA + 5 725 72

Supplied with 2 screws M 3.5 for BS boxes
Supplied as complete product with protective film

Pack	Cat.Nos	Keystone adaptors
		Dim.: 86 x 86 mm
		Single
5	2 811 94BA	● Brushed Aluminium
5	2 811 94BB	● Brushed Black
5	2 811 94CH	● Champagne
5	2 811 94DB	● Dark Bronze
5	2 811 94DS	● Dark Silver
5	2 811 94MB	● Matt Black
10	2 811 94MW	○ Matt White
		Double
5	2 811 95BA	● Brushed Aluminium
5	2 811 95BB	● Brushed Black
5	2 811 95CH	● Champagne
5	2 811 95DB	● Dark Bronze
5	2 811 95DS	● Dark Silver
5	2 811 95MB	● Matt Black
10	2 811 95MW	○ Matt White

Pack	Cat.Nos	Blanking plates
		1-gang
		Dim.: 86 x 86 mm
5	2 811 90BA	● Brushed Aluminium
5	2 811 90BB	● Brushed Black
5	2 811 90CH	● Champagne
5	2 811 90DB	● Dark Bronze
5	2 811 90DS	● Dark Silver
5	2 811 90MB	● Matt Black
10	2 811 90MW	○ Matt White
		2-gang
		Dim.: 146 x 86 mm
5	2 811 91BA	● Brushed Aluminium
5	2 811 91BB	● Brushed Black
5	2 811 91CH	● Champagne
5	2 811 91DB	● Dark Bronze
5	2 811 91DS	● Dark Silver
5	2 811 91MB	● Matt Black
5	2 811 91MW	○ Matt White


Pack	Cat.Nos	Arteor adaptors
		Allow the integration of 2-module Arteor mechanisms such as reading lights, USB chargers, South African standard sockets, etc.
		1-gang - 2 modules
		Dim.: 86 x 86 mm
5	2 811 92BA	● Brushed Aluminium
5	2 811 92BB	● Brushed Black
5	2 811 92CH	● Champagne
5	2 811 92DB	● Dark Bronze
5	2 811 92DS	● Dark Silver
5	2 811 92MB	● Matt Black
10	2 811 92MW	○ Matt White
		2-gang - 2 modules
		Dim.: 146 x 86 mm
5	2 811 93BA	● Brushed Aluminium
5	2 811 93BB	● Brushed Black
5	2 811 93CH	● Champagne
5	2 811 93DB	● Dark Bronze
5	2 811 93DS	● Dark Silver
5	2 811 93MB	● Matt Black
10	2 811 93MW	○ Matt White

For integration of Arteor functions, see Arteor offer



Mallia™ Senses

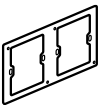
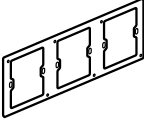
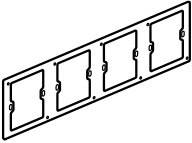
fixing supports and lamps






2 810 20MB



2 819 97ACC

Pack	Cat.Nos	Fixing supports
		<p>For multi-gang installation To be installed on the boxes to allow a perfect alignment of products and a regular gap between functions Distance between boxes: 86 mm Compatible only with 86 x 86 mm dimensions products (except sockets with integrated USB charger)</p> <p>2-gang Dim.: 172 x 86 mm</p>  <ul style="list-style-type: none"> ● Aluminium ● Champagne ● Dark Bronze ● Dark Silver ● Matt Black ○ Matt White <p>3-gang Dim.: 258 x 86 mm</p>  <ul style="list-style-type: none"> ● Aluminium ● Champagne ● Dark Bronze ● Dark Silver ● Matt Black ○ Matt White <p>4-gang Dim.: 344 x 86 mm</p>  <ul style="list-style-type: none"> ● Aluminium ● Champagne ● Dark Bronze ● Dark Silver ● Matt Black ○ Matt White
5	2 810 18BA	
5	2 810 18CH	
5	2 810 18DB	
5	2 810 18DS	
5	2 810 18MB	
5	2 810 18MW	
5	2 810 19BA	
5	2 810 19CH	
5	2 810 19DB	
5	2 810 19DS	
5	2 810 19MB	
5	2 810 19MW	
5	2 810 20BA	
5	2 810 20CH	
5	2 810 20DB	
5	2 810 20DS	
5	2 810 20MB	
5	2 810 20MW	

Pack	Cat.Nos	Lamps
10	2 819 97ACC	<p>For locator use 230 V warm white LED</p> 
10	2 819 98ACC	<p>For indicator use 230 V red LED</p> 
10	2 819 96ACC	<p>12 V red LED Compatible with GRMS</p> 



Mallia™ Senses with Netatmo

connected gateway pack

Must be ordered for any connected installation

Step 1: Gateway pack for a connected home



Home + Control



2 815 01MB

Used to create the radio network and the Wi-Fi connection of the connected installation

Enables remote control of your home (lighting, curtain/roller blind and electrical appliances) using a smartphone via the Home + Control App and/or voice control with a voice assistant

Must be ordered to start any connected installation

To be completed by adding individual connected products

2.4 GHz Wi-Fi connection required

Pack	Cat.Nos	Connected gateway pack **
1	2 815 01DS	<p>Used to create the radio network and the Wi-Fi connection</p> <p>Each product is supplied complete with the protection film and with 2 screws M3,5 for BS boxes</p> <p>Composition:</p> <ul style="list-style-type: none"> - 1 flush-mounted Zigbee/Wi-Fi gateway - 1 Home/Away wireless master switch with preset life scenes <p>Allows the connection of the installation to the Wi-Fi network and enables control through the Home + Control App and voice assistants (Google Assistant, Amazon Alexa, Apple Siri)⁽¹⁾</p> <p>Can be installed in place of an existing product</p> <p>Suitable for flush-mounting box min. depth 35 mm</p> <p>Dim.: 86x86 mm</p> <p>Used to create the radio network and to control life scenes</p> <p>Life scenes can be customised in the Home + Control App</p> <p>Supplied with CR2032 3 V long-life battery for power supply and 2 removable stickers for fixing the control unit on any substrate</p> <p>LED function for low battery indication</p> <p>Dim.: 86x86 mm</p>
1	2 815 01MB	
1	2 815 01MW	



1: Availability of voice assistants to be checked in your country

Legrand's Home + Control App available from **Google Play and App Store**



Products to be submitted to local tests to ensure a perfect functioning
Please contact your local agency

Mallia™ Senses with Netatmo

connected light switches

Step 2: Connected products



2 815 06MB







5 742 43



Home + Control

Used to create your connected installation, require prior installation of a gateway pack for connected installation
Conform to IEC 60669-2-5

Pack	Cat.Nos	Connected light switches with neutral, 600 W **
		<p>Compact mechanism for greater wiring space Supplied with 2 screws M3,5 for BS boxes Supplied as complete product with the protection film Dim.: 86x86 mm For local or remote control of lighting Can be controlled by one or more connected wireless light switches or mechanical push-buttons without lamps For all types of lamps (compatible with dimmable lamps): - LEDs and CFL lamps with integrated electronic ballast: 300 VA - Incandescent and halogen lamps: 600 W - ELV halogen, CFL lamps with separate ferromagnetic ballast: 300 VA - ELV halogen, CFL lamps with separate electronic ballast: 300 VA Can be installed in place of an existing switch in a flush-mounting box depth 25 mm Locator and indicator function can be activated from the Home + Control App Zigbee Certified Product</p>
1	2 815 02DS	<p>1-gang</p>  <ul style="list-style-type: none"> ● Dark Silver ● Matt Black ○ Matt White
1	2 815 02MB	
1	2 815 02MW	
1	2 815 04DS	<p>2-gang</p>  <ul style="list-style-type: none"> ● Dark Silver ● Matt Black ○ Matt White
1	2 815 04MB	
1	2 815 04MW	
1	2 815 06DS	<p>3-gang</p>  <ul style="list-style-type: none"> ● Dark Silver ● Matt Black ○ Matt White
1	2 815 06MB	
1	2 815 06MW	
1	5 742 43	<p>Micromodule switch with neutral, 300 W **</p>  <p>Used to connect lights with a ceiling box installation Can be controlled by one or more wireless light switches or mechanical push-buttons Paired by tapping the wireless control on the micromodule Zigbee Certified Product</p>

Mallia™ Senses with Netatmo

connected light switches with dimmer option

Step 2: Connected products




2 815 09MB



Home + Control

Used to create your connected installation, require prior installation of a gateway pack for connected installation
Conform to IEC 60669-2-5

Pack	Cat.Nos	Connected light switches with dimmer option **
		<p>Compact mechanism for greater wiring space Supplied with 2 screws M3,5 for BS boxes Supplied as complete product with the protection film Dim.: 86x86 mm For local or remote control of lighting Can be controlled by one or more connected wireless light switches or mechanical push-buttons without lamps Memory level function Can be installed in place of an existing switch in a flush-mounting box depth 25 mm Dimmer mode and locator/indicator function can be activated from the Home + Control App Zigbee Certified Products</p>
		<p>With neutral, 150 W, 1-gang For all types of dimmable lamps: - LEDs: 150 VA - CFL lamps with integrated electronic ballast: 150 VA - Incandescent and halogen lamps: 150 W - ELV halogen, CFL lamps with separate ferromagnetic ballast: 150 VA - ELV halogen, CFL lamps with separate electronic ballast: 150 VA</p>
1	2 815 08DS	<p>Without neutral, 200 W, 1-gang For all types of dimmable lamps: - LEDs: 5 VA to 200 VA - CFL lamps with integrated electronic ballast: 5 VA to 200 VA - Incandescent and halogen lamps: 5W to 200 W - ELV halogen, CFL lamps with separate electronic ballast: 5 VA to 200 VA Supplied with a bleeder</p>
1	2 815 08MB	
1	2 815 08MW	
1	2 815 09DS	<p>With neutral, 150 W, 1-gang</p>  <ul style="list-style-type: none"> ● Dark Silver ● Matt Black ○ Matt White
1	2 815 09MB	
1	2 815 09MW	

Mallia™ Senses with Netatmo

connected curtain/roller blind switches

Step 2: Connected products



2 815 10MB



0 676 97



Home + Control

Used to complete your connected installation, require prior installation of a gateway pack for connected installation
Conform to IEC 60669-2-5

Pack	Cat.Nos	Connected curtain/roller blind switches **
		<p>For local and remote control of a 230 V~ curtain/roller blind (raise/lower/stop functions and level management) Compatible with roller blinds with mechanical or electronic stop, not compatible with radio-controlled roller blinds Can be paired with one or more connected curtain/roller blind wireless switches Locator function can be activated from the Home + Control App Can be installed in place of an existing roller blind switch in a flush-mounting box 25 mm depth Compact mechanism for greater wiring space Supplied with 2 screws M3,5 for BS boxes Supplied as complete product with the protection film Dim.: 86 x 86 mm Zigbee Certified Products</p>
1	2 815 11DS	<p>Curtain/roller blind switch with neutral - 1-gang, 500 VA</p> <p> ● Dark Silver ● Matt Black ○ Matt White</p> <p>Curtain/roller blind switch with neutral - 2-gang, 2x500 VA</p> <p> ● Dark Silver ● Matt Black ○ Matt White</p>
1	2 815 11MB	
1	2 815 11MW	
1	2 815 10DS	<p>Connected curtain/roller blind micromodule 500 VA, IP 44 **</p> <p> For local and remote control of a 230 V~ roller blind (raise/lower/stop functions and level management) Compatible with roller blinds with mechanical or electronic stop, not compatible with radio-controlled roller blinds Can be paired with one or more roller blind wireless switches To be installed in the ceiling box or roller blind box to connect a new or existing roller blind Zigbee Certified Product</p>
1	2 815 10MB	
1	2 815 10MW	

Mallia™ Senses with Netatmo

connected wireless light switches

Step 2: Connected products



2 815 12MW



2 815 14DS



Home + Control

Used to create your connected installation, require prior installation of a gateway pack for connected installation
Conform to IEC 60669-2-5

Pack	Cat.Nos	Connected wireless light switches **
		<p>Used to add an extra lighting control Easy pairing by tapping the connected wired product or by using the Home + Control App Supplied with CR2032 3 V long-life battery for power supply Supplied with 2 removable stickers for fixing the control unit on any substrate LED function for low battery indication Supplied as complete product with the protection film Dim.: 86x86 mm Zigbee Certified Product</p>
1	2 815 12DS	<p>1-gang Controls up to 20 wired products: switches with or without dimmer option, micromodules, socket outlets</p> <p> ● Dark Silver ● Matt Black ○ Matt White</p> <p>2-gang Controls up to 2x20 wired products: switches with or without dimmer option, micromodules, socket outlets</p> <p> ● Dark Silver ● Matt Black ○ Matt White</p> <p>3-gang Controls up to 3x20 wired products: switches with or without dimmer option, micromodules, socket outlets</p> <p> ● Dark Silver ● Matt Black ○ Matt White</p>
1	2 815 12MB	
1	2 815 12MW	
1	2 815 13DS	<p>2-gang Controls up to 2x20 wired products: switches with or without dimmer option, micromodules, socket outlets</p> <p> ● Dark Silver ● Matt Black ○ Matt White</p> <p>3-gang Controls up to 3x20 wired products: switches with or without dimmer option, micromodules, socket outlets</p> <p> ● Dark Silver ● Matt Black ○ Matt White</p>
1	2 815 13MB	
1	2 815 13MW	
1	2 815 14DS	<p>3-gang Controls up to 3x20 wired products: switches with or without dimmer option, micromodules, socket outlets</p> <p> ● Dark Silver ● Matt Black ○ Matt White</p>
1	2 815 14MB	
1	2 815 14MW	

** Available in April 2022

Mallia™ Senses with Netatmo

connected wireless lighting controls

Step 2: Connected products



0 648 75

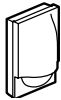
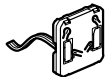


0 676 94



Home + Control

Used to create your connected installation, require prior installation of a gateway pack for connected installation
Conform to IEC 60669-2-5

Pack	Cat.Nos	Connected wireless motion sensor IP44 **
1	0 648 75	 <p>Allows to control up to 20 wired switches, micromodules and socket outlets Easy pairing by tapping the connected wired products or by using the Home + Control App Supplied with 2 x AA batteries For indoor and outdoor use Recommended distance between 2 sensors: 6 m Recommended installation height: 2.5 m Time delay adjustable from 15 s to 15 min Range: 8 m Detection angle: 140° Sensor range adjustable from 2 m to 8 m With ON/OFF test buttons Light level threshold adjustable from 1 to 1000 lux Zigbee Certified Product</p>
1	0 676 94	 <p>Wireless switch on/off module ** Allows to transform a mechanical 2-way switch or push-button into a wireless on/off switch Small size for easy integration into the wall box To be paired with one connected switch, micromodule, socket outlet Supplied with CR2032 3V long-life battery for power supply Zigbee Certified Product</p>

Mallia™ Senses with Netatmo

connected wireless curtain/roller blind switches

Step 2: Connected products



2 815 18MW



Home + Control

Used to create your connected installation, require prior installation of a gateway pack for connected installation
Conform to IEC 60669-2-5

Pack	Cat.Nos	Connected wireless curtain/ roller blind switches **
1	2 815 18DS	<p>Used for remote control or centralization of up to 20 connected wired curtain/roller blind switches Pair by tapping the selected roller blind switch(es) or by using the Home + Control App Supplied with CR2032 3 V long-life battery for power supply LED function for low battery indication Supplied with 2 removable stickers for fixing the control unit on any substrate Supplied as complete product with the protection film Dim.: 86x86 mm Zigbee Certified Product</p> <p>1-gang</p> <ul style="list-style-type: none"> ● Dark Silver ● Matt Black ○ Matt White
1	2 815 18MB	
1	2 815 18MW	

** Available in April 2022

Mallia™ Senses with Netatmo

connected wireless scene switches

Step 2: Connected products



Home + Control



2 815 16DS



2 815 17MB



2 815 15MW



0 676 95

Used to create your connected installation, require prior installation of a gateway pack for connected installation
Conform to IEC 60669-2-5

Pack	Cat.Nos	Connected wireless Home/Away master switches	Pack	Cat.Nos	Connected wireless 4 scenes switches **
		<p>Used to add an extra Home/Away wireless master switch Work in the same way as the Home/Away wireless master switch included in the gateway pack Home/Away life scenes can be customised in the Home + Control App Supplied with CR2032 3 V long-life battery for power supply LED function for low battery indication Supplied with 2 removable stickers for fixing the control unit on any substrate Supplied as complete product with the protection film Dim.: 86x86 mm Zigbee Certified Product</p> <p>1-gang</p> <ul style="list-style-type: none"> ● Dark Silver ● Matt Black ○ Matt White 			<p>Used to add 4 customised scenes to a connected installation Scenes can be customised in the Home + Control App Possibility to assign personalized names and to associate icons to the scenes in the Home + Control App Supplied with CR2032 3 V long-life battery for power supply Zigbee Certified Product</p> <p>2-gang</p> <p>LED function for low battery indication Supplied with 2 removable stickers for fixing the control unit on any substrate Supplied as complete product with the protection film Dim.: 86x86 mm</p> <ul style="list-style-type: none"> ● Dark Silver ● Matt Black ○ Matt White <p>Pocket remote control</p> <ul style="list-style-type: none"> Can be attached to a keyring ● Magnesium
1	2 815 16DS		1	2 815 15DS	
1	2 815 16MB		1	2 815 15MB	
1	2 815 16MW		1	2 815 15MW	
		<p>Used to add 2 extra scenes to a connected installation Preset Wake up/Sleep life scenes which can be customised in the Home + Control App Supplied with CR2032 3 V long-life battery for power supply LED function for low battery indication Supplied with 2 removable stickers for fixing the control unit on any substrate Supplied as complete product with the protection film Dim.: 86x86 mm Zigbee Certified Product</p> <p>1-gang</p> <ul style="list-style-type: none"> ● Dark Silver ● Matt Black ○ Matt White 	1	0 676 95	
1	2 815 17DS		1	0 648 71	<p>Accessory **</p> <p>Pack of 3 x 4 extra removable stickers for fixing a wireless control</p>
1	2 815 17MB				
1	2 815 17MW				

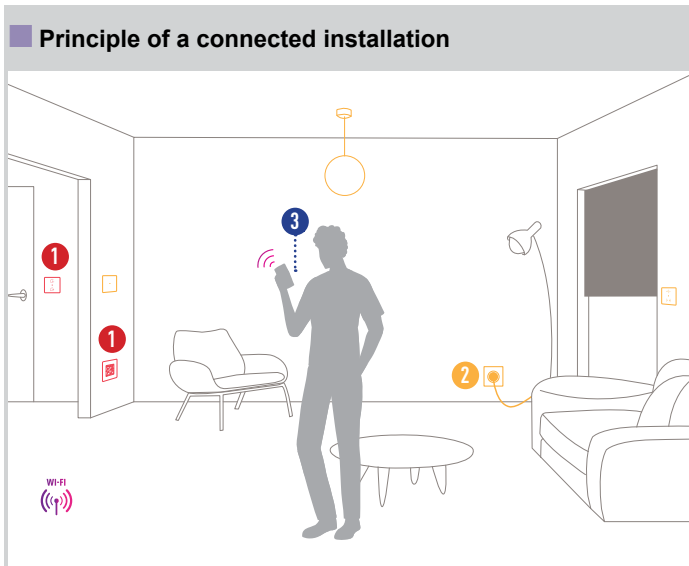
** Available in April 2022

Mallia™ Senses with Netatmo

installation principle

Mallia™ Senses with Netatmo

connected light switches for system integrator



2 815 03MW



2 815 07DS

Conform to IEC 60669-2-5

These connected light switches can be associated only to a Zigbee 3.0 third party gateway to create their own connected home

Pack	Cat.Nos
1	2 815 03DS
1	2 815 03MB
1	2 815 03MW
1	2 815 05DS
1	2 815 05MB
1	2 815 05MW
1	2 815 07DS
1	2 815 07MB
1	2 815 07MW

Connected light switches without neutral, 600 W, for system integrators **

Compact mechanism for greater wiring space
 Supplied with 2 screws M3,5 for BS boxes
 Supplied as complete product with the protection film
 Dim.: 86x86 mm

Can't be associated or activated from the Legrand Home + Control App

For local or remote control of lighting
 Can be controlled by mechanical push-buttons without lamps

For all types of lamps (compatible with dimmable lamps):

- LEDs and CFL lamps with integrated electronic ballast: 15 VA to 300 VA
- Incandescent and halogen lamps: 15 W to 600 W

- ELV halogen, CFL lamps with separate ferromagnetic ballast: 15 VA to 300 VA
- ELV halogen, CFL lamps with separate electronic ballast: 15 VA to 300 VA

Supplied with a bleeder
 Can be installed in place of an existing switch in a flush-mounting box depth 25 mm
 Zigbee Certified Product

- 1-gang**
- Dark Silver
 - Matt Black
 - Matt White


- 2-gang**
- Dark Silver
 - Matt Black
 - Matt White

- 3-gang**
- Dark Silver
 - Matt Black
 - Matt White

1 Step 1 : Starter pack




Zigbee/Wi-Fi gateway



Home/Away wireless master switch

2 Step 2 : Connected wired products and connected wireless products



Connected light switches

Wire your selected connected wired products.

Associate your connected wireless products.

3 Step 3 : Control your connected home



Pilot your home with your smartphone via Legrand's Home + Control App

The App is available from Google Play and App Store



Tell your home what you want with your voice assistant.

** Available in April 2022

WEBSITE: <https://legrand.vn/>

EMAIL: info@legrand.vn